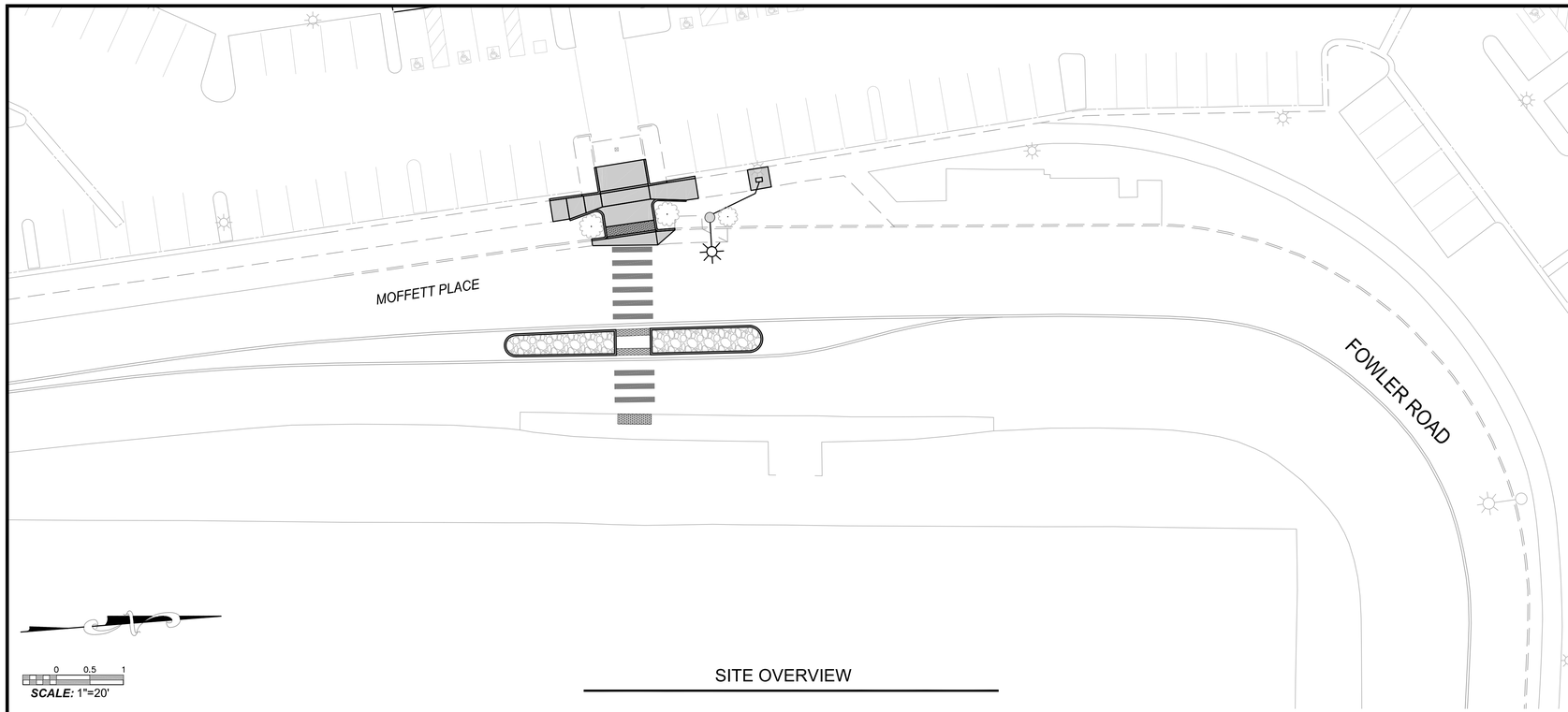

0 0.5 1
SCALE: 1"=20'

SITE OVERVIEW

CONSTRUCTION NOTES

1) PANELS MAY BE DROPPED OR RAISED BASED ON ACTUAL ELEVATIONS WITHIN MAXIMUM SLOPE GUIDELINES:

MAXIMUM RAMP SLOPE ALLOWED–7.5%
MAXIMUM RAMP SLOPE ON AIRPORT PROPERTY – 5%
MAXIMUM CROSS–SLOPE ALLOWED–2%

2) A DETECTABLE WARNING SURFACE (TRUNCATED DOMES) TO BE ADDED AT THE END OF RAMP. 3'x14'.
3) DETECTABLE WARNING SURFACES SHALL FOLLOW CBC 11B 705.1 FOR SIZE AND SPACING OF TRUNCATED DOMES.

(3) CONSTRUCT PORTLAND CEMENT CONCRETE ACCESS RAMP WITH TRUNCATED DOMES PER CITY STD DTL H–07.0 THROUGH 07.3
(14) MEET & MATCH EXISTING CONCRETE
(17) PRESERVE & PROTECT IN PLACE
(33) FURNISH & INSTALL NEW CALTRANS NO. 6 TRAFFIC SIGNAL PULL BOX WITH GROUTED BOTTOM PER CALTRANS ES–8A, WITH FIBERLYTE LID STAMPED "TRAFFIC SIGNAL"
(36) INSTALL CITY STANDARD TYPE A–16 LIGHT POLE FOUNDATION (FOUNDATION ONLY) AND CONNECT TO ADJACENT PULL BOX WITH 2" CONDUIT
(40) INSTALL THERMOPLASTIC PAVEMENT MARKING AS SHOWN ON PLANS
(50) FILL/GRADE SOIL AND PLACE 3" MULCH

LEGEND

- CONCRETE CONSTRUCTION
- CONSTRUCT ASPHALT CONCRETE
- INSTALL NON–GROUTED PAVERS
- INSTALL TRUNCATED DOMES
- ACCESS RAMP/DRIVEWAY/MEDIAN BID ITEM LIMITS
- FILL/GRADE SOIL AND PLACE MULCH
- STAMPED CONCRETE
- BIO–RETENTION BASIN
- ROCK
- EXISTING CONCRETE
- EXISTING STRIPING
- EXISTING CONDUIT RUNS
- NEW CONDUIT RUNS
- PAVEMENT MARKINGS
- NEW TRAFFIC SIGNAL
- NEW STREETLIGHT
- NEW SINGLE METER PEDESTAL
- PLANT STREET TREE

811 Know what's **below.** **Call** before you dig.

REGISTERED PROFESSIONAL ENGINEER — Eric C. Goodge — No. 85059 Exp. 03/31/26 — CIVIL — STATE OF CALIFORNIA

SUPERVISING CIVIL ENGINEER DATE

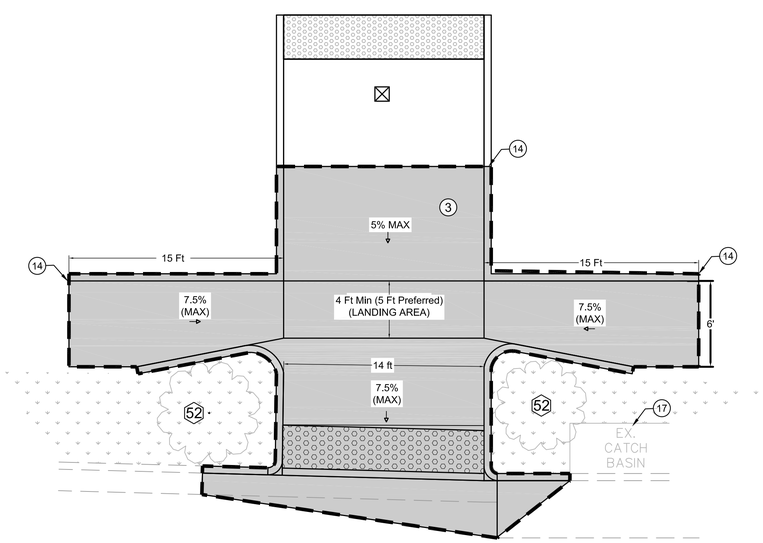

0 0.5 1
SCALE: 1"=5'

RAMP DETAIL

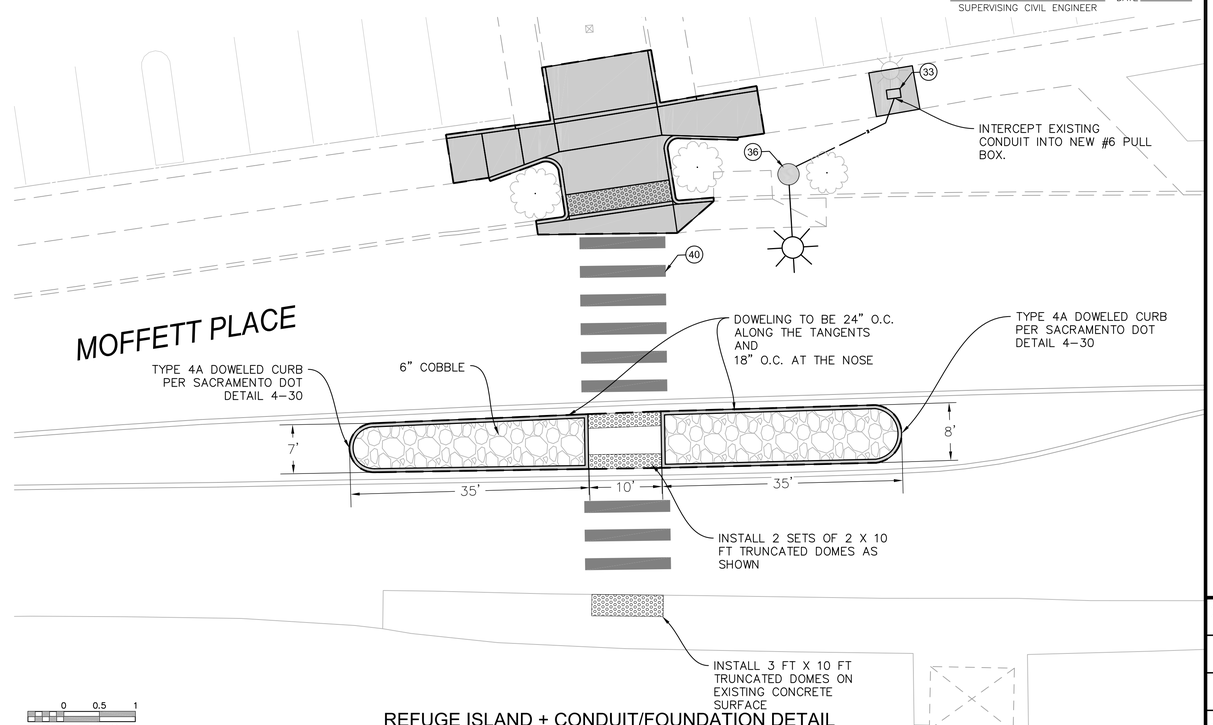

0 0.5 1
SCALE: 1"=10'

REFUGE ISLAND + CONDUIT/FOUNDATION DETAIL

PUBLIC WORKS DEPARTMENT ENGINEERING DIVISION

DESIGN	ER
DRAWN	ER
CHECKED	##

BID SET

NO.	DATE	APPROVED	REVISIONS

UPPER DE LA VINA STREET AND MILPAS STREET AT HIGHWAY 101
PUBLIC IMPROVEMENTS PROJECT

SANTA BARBARA AIRPORT CROSSING
MOFFETT PLACE

2023-00571
PBW. NO.

5022 BID NO. | C32 SHT. DES.

C-1-4945
DWG. NO.

SHT. 34 OF 49